



WET GLUE LABELING MACHINE



DESCRIPTION


This wet glue labeling machine is widely used for the labeling of the round object in such industries as food, medicine, daily chemical and so on.

Features:

1. Based on screw bottle entering bottles moving are steadier.
2. Label box can be controlled to satisfy different labeling request.
3. The size of label box can be changed according to the different label size.
4. The operation is convenient and easy.
5. It uses the glue pump, and the glue can be used circularly.
6. Quantity of flowing glue also can be changed to satisfy different labeling request.
7. Compared to self-adhesive labels, Paper label make a low cost
8. The vacuum labeling along with belt ensures the label stick on the bottle smoothly.
9. Adopt enclosed transmission box, fully mechanical transmission, use adhesive to attach various cylinder labels, stable and reliable.

SPECIFICATION

1.	Operating mode	automatic
2.	Type	linear,
3.	Labeling capacity	60-150 pcs/min (Related to the material and label size)
4.	Labeling accuracy	±1.0mm
5.	Bottle size	Outside diameterφ30-φ100mm (H) 20-150mm
6.	Label size	(L)20-200mm (H) 20-140mm
7.	Air pressure	5KG/cm ²
8.	Power supply	AC220V 50Hz/60Hz 1800W



+8618151132311



+8617751189576



cathy@kiwlmachine.com



www.kiwlmachine.com